



|   |  |  |          |           |
|---|--|--|----------|-----------|
|  | <b>EJECUCIÓN PRESUPUESTO DE INGRESOS</b> | <b>CÓDIGO</b><br><b>FR-0114-CF-PR-0057</b> |          |           |
|   |  | <b>Página</b>                              | <b>1</b> | <b>de</b> |

VIGENCIA:


2019  
01/01/2019 al 31/12/2019

| CONCEPTO   | PRESUPUESTO AÑO          | EJECUCION A DICIEMBRE    | PRESUPUESTO POR EJECUTAR | % EJEC.    |
|--|--------------------------|--------------------------|--------------------------|------------|
| INGRESOS OPERACIONALES<br>APROPIACION PRESUPUESTAL |                          |                          |                          |            |
| INGRESOS OPERACIONALES                             | 18,322,866,217.91        | 18,305,419,817.91        | 17,446,400.00            | 100        |
| Cuota de Fomento Arroceros                         | 15,779,434,764.00        | 15,779,434,764.00        | 0.00                     | 100        |
| Intereses de Mora                                  | 37,263,819.00            | 19,817,419.00            | 17,446,400.00            | 53         |
| Superávit Vigencias Anteriores                     | 2,506,167,634.91         | 2,506,167,634.91         | 0.00                     | 100        |
| <b>TOTAL OTROS INGRESOS</b>                        | <b>602,527,375.00</b>    | <b>646,854,807.08</b>    | <b>-44,327,432.08</b>    | <b>107</b> |
| Ingresos Financieros                               | 125,511,994.00           | 146,709,479.43           | -21,197,485.43           | 117        |
| Rendimientos Financieros                           | 125,511,994.00           | 146,709,479.43           | -21,197,485.43           | 117        |
| Ing Extraordinarios                                | 477,015,381.00           | 500,145,327.65           | -23,129,946.65           | 105        |
| Publicidad, Ventas, Libros y Otros                 | 359,821,954.00           | 325,463,020.65           | 34,358,933.35            | 90         |
| Ingresos Pruebas, Ensayos y varios                 | 117,193,427.00           | 174,682,307.00           | -57,488,880.00           | 149        |
| <b>TOTAL PTO INGRESOS</b>                          | <b>18,925,393,592.91</b> | <b>18,952,274,624.99</b> | <b>-26,881,032.08</b>    | <b>100</b> |

  
**RAFAEL HERNANDEZ LOZANO**  
 Gerente General

  
**JOSE MARIO PARADA RAMIREZ**  
 Auditor Interno  
 Matrícula No 77.629 -T

Ed. 3  
10/03/2009

  
**MARLEN PEÑUELA ALDANA**  
 Contadora  
 Matrícula No. 22543-T



PERIODO: 01/01/2019 A 31/12/2019

EJECUCIÓN PRESUPUESTO DE GASTOS

CÓDIGO FR-0115-CF-PR-0057

Página 1 de 1

| NOMBRE DEL ASIGNATURA                        | INVESTIGACIÓN Y TRANSFERENCIA TECNOLÓGICA |                    | INVERSIÓN          |                    | TOTAL INVERSIÓN |                    | FUNCIONAMIENTO     |                    | TOTAL              |                    |
|--|---|--------------------|--------------------|--------------------|-----------------|--------------------|--------------------|--------------------|--------------------|--------------------|
|  | APROP.                                    | EJECU.             | APROP.             | EJECU.             | APROP.          | EJECU.             | APROP.             | EJECU.             | APROP.             | EJECU.             |
| SERVICIOS PERSONALES                         | 5,846,853.284                             | 57,883,431.477     | 1,266,148.907      | 1,522,427,207.000  | 13,751,700.000  | 131,143,517.000    | 1,107,350,388.000  | 1,665,017,859.000  | 8,218,631,629.000  | 8,660,017,854.000  |
| Personal Nomina                              | 3,607,980.922                             | 3,587,342,731.000  | 808,785.634        | 799,895,735.000    | 10,095,098.000  | 62,534,189.000     | 624,249,164.000    | 1,054,925,610.000  | 4,980,231,521.000  | 5,134,943,675.000  |
| Vacaciones                                   | 255,067.178                               | 348,767.000        | 45,206.292         | 44,183,398.000     | 1,022,094.000   | 1,371,661.000      | 47,738,842.000     | 47,098,037.000     | 346,000,312.000    | 3,907,609,446.000  |
| Auxilio de Transporte                        | 57,000.000                                | 52,187,809.000     | 0                  | 57,000,000.000     | 0               | 4,812,194.000      | 1,164,388.000      | 1,057,649.000      | 58,245,455.000     | 4,918,033.000      |
| Prima de Servicios                           | 327,173.100                               | 321,266,864.000    | 5,906.106          | 89,823,431.000     | 1,735,652.000   | 7,641,758.000      | 56,095,032.000     | 58,086,137.000     | 447,176,562.000    | 7,650,865.000      |
| Honorarios                                   | 0   | 0                  | 0                  | 0                  | 0               | 0                  | 0                  | 0                  | 10,000,000.000     | 0                  |
| Bienestar Social                             | 0   | 0                  | 0                  | 0                  | 0               | 0                  | 0                  | 0                  | 15,000,000.000     | 0                  |
| Remuneración Servicios Técnicos              | 59,691,622.000                            | 45,400,642.000     | 7,280,980.000      | 1,522,427,207.000  | 13,751,700.000  | 7,280,980.000      | 52,861,622.000     | 56,095,032.000     | 78,614,776.000     | 85,227,710.000     |
| Dataciones                                   | 7,400,000.000                             | 2,317,233.000      | 82,267.000         | 0                  | 0               | 62,287.000         | 0                  | 0                  | 79,614,776.000     | 16,125,276.000     |
| Instituciones                                | 322,173.000                               | 322,265,137.000    | 4,877,893.000      | 71,542,403.000     | 16,650.000      | 4,877,893.000      | 395,322,163.000    | 4,877,893.000      | 7,400,000.000      | 7,317,793.000      |
| Casilleros                                   | 39,270.762                                | 37,793,713.000     | 8,589,000.000      | 8,137,316.000      | 42,126.000      | 1,985,643.000      | 47,829,672.000     | 6,730,333.000      | 454,857,216.000    | 4,489,823,677.000  |
| Intereses Casilleros                         | 821,189.710                               | 797,637,258.000    | 183,051,786.000    | 153,881,708.000    | 85,109.000      | 1,004,841,266.000  | 961,489,056.000    | 1,448,474,864.000  | 1,149,316,106.000  | 1,983,638.000      |
| Ayuda a Seguridad Soc.                       | 15,871,442.000                            | 161,668,959.000    | 3,146,322.000      | 34,065,002.000     | 85,109.000      | 186,594,422.000    | 26,878,040.000     | 26,878,040.000     | 218,743,662.000    | 24,184,911.000     |
| Caja de Compensación                         | 115,225,520.000                           | 113,638,224.000    | 2,987,296.000      | 26,938,976.000     | 12,800.000      | 141,528,058.000    | 20,158,280.000     | 20,158,280.000     | 105,739.000        | 212,486,000.000    |
| Ayuda ICSE                                   | 77,167,389.000                            | 75,114,229.000     | 1,085,051.000      | 17,075,951.000     | 341,400.000     | 94,542,431.000     | 92,847,880.000     | 13,438,528.000     | 107,691,931.000    | 165,395,500.000    |
| Ayuda SENEA                                  | 2,316,886,751.000                         | 2,119,677,804.000  | 540,443,902.000    | 476,562,476.000    | 63,881,427.000  | 2,877,039,653.000  | 2,598,239,879.000  | 3,225,516,977.910  | 6,102,579,630.910  | 5,544,126,407.250  |
| GASTOS GENERALES                             | 15,000.000                                | 10,122,895.000     | 41,000.000         | 39,255,616.000     | 1,744,355.000   | 6,821,470.000      | 15,175,091.910     | 15,998,986.000     | 175,005.910        | 65,376,576.000     |
| Compra Equipo de Oficina                     | 102,859,308.000                           | 102,859,308.000    | 0                  | 0                  | 0               | 102,859,308.000    | 0                  | 0                  | 12,000,000.000     | 5,160,131.000      |
| Comp. Equip. Lab. Y Campo                    | 0   | 0                  | 0                  | 0                  | 0               | 0                  | 0                  | 0                  | 57,000,000.000     | 41,118,699.000     |
| Comp. Mat. Utiliz.Of.                        | 30,000,000.000                            | 3,512,197.000      | 20,000,000.000     | 12,845,750.000     | 7,164,250.000   | 10,666,441.000     | 7,000,000.000      | 72,599,327.000     | 83,606,260.000     | 72,599,327.000     |
| Mantenimiento                                | 0   | 0                  | 0                  | 0                  | 0               | 0                  | 0                  | 0                  | 271,550,000.000    | 232,733,042.000    |
| Servicios Públicos                           | 0   | 0                  | 0                  | 0                  | 0               | 0                  | 0                  | 0                  | 105,000,000.000    | 97,863,465.000     |
| Asesoramientos                               | 0   | 0                  | 0                  | 0                  | 0               | 0                  | 0                  | 0                  | 140,000,000.000    | 130,882,995.000    |
| Ayuda y Colaboración                         | 125,793,681.000                           | 114,689,921.000    | 0                  | 125,733,681.000    | 0               | 114,899,821.000    | 0                  | 0                  | 420,000,000.000    | 36,917,964.000     |
| Vigilancia                                   | 0   | 0                  | 0                  | 0                  | 0               | 0                  | 0                  | 0                  | 1,500,000.000      | 371,900.000        |
| Principales                                  | 700,000,000.000                           | 821,942,397.000    | 153,000,000.000    | 155,511,090.000    | 37,486,920.000  | 777,483,417.000    | 86,219,558.000     | 86,219,558.000     | 1,093,250,000.000  | 866,873,096.000    |
| Valores y Gastos de Vigila                   | 0   | 0                  | 0                  | 0                  | 0               | 0                  | 0                  | 0                  | 13,000,000.000     | 3,423,120.000      |
| Impuestos y Publicaciones                    | 1,852,996,262.000                         | 1,346,224,492.000  | 286,443,902.000    | 268,360,000.000    | 17,483,902.000  | 1,616,174,492.000  | 34,968,672.000     | 115,919,079.000    | 1,769,771,164.000  | 1,791,000,571.000  |
| Seguros                                      | 0   | 0                  | 0                  | 0                  | 0               | 0                  | 0                  | 0                  | 126,000,000.000    | 16,103,108.000     |
| Condiciones y Gastos Banc.                   | 0   | 0                  | 0                  | 0                  | 0               | 0                  | 0                  | 0                  | 110,000,000.000    | 63,422,910.250     |
| Gastos Impresarios                           | 0   | 0                  | 0                  | 0                  | 0               | 0                  | 0                  | 0                  | 30,000,000.000     | 28,886,950.000     |
| Obras por contrato                           | 0   | 0                  | 0                  | 0                  | 0               | 0                  | 0                  | 0                  | 9,100,910.000      | 98,098.000         |
| Auditoría Confianza Norma ISO                | 0   | 0                  | 0                  | 0                  | 0               | 0                  | 0                  | 0                  | 5,200,000.000      | 23,896,100.000     |
| Cuota Auditoría Contabilidad                 | 0   | 0                  | 0                  | 0                  | 0               | 0                  | 0                  | 0                  | 1,577,843,476.000  | 1,577,843,476.000  |
| Admisión Cuota de Fomento                    | 0   | 0                  | 0                  | 0                  | 0               | 0                  | 0                  | 0                  | 3,111,050.000      | 3,111,050.000      |
| TOTAL SERVICIOS                              | 3,380,443,026.000                         | 3,256,093,954.000  | 1,808,959,909.000  | 2,749,885,682.000  | 77,693,172.000  | 3,041,934,269.000  | 3,327,719,238.910  | 4,057,045,928.250  | 12,801,433,814.250 | 12,801,433,814.250 |
| PROGRAMA Y PROYECTOS                         | 2,603,273,317.000                         | 2,228,441,884.000  | 374,831,433.000    | 289,866,875.000    | 81,133,025.000  | 2,876,273,317.000  | 2,876,273,317.000  | 2,876,273,317.000  | 2,876,273,317.000  | 2,876,273,317.000  |
| INVESTIGACIONES, TECN.                       | 900,000,000.000                           | 842,015,854.000    | 57,594,135.910     | 842,015,854.000    | 57,594,135.910  | 842,015,854.000    | 842,015,854.000    | 842,015,854.000    | 900,000,000.000    | 842,015,854.000    |
| Irr en Cambio Climático y Fitosanida         | 350,000,000.000                           | 317,500,954.000    | 32,499,046.000     | 350,000,000.000    | 32,499,046.000  | 350,000,000.000    | 350,000,000.000    | 350,000,000.000    | 350,000,000.000    | 350,000,000.000    |
| Secretaría Técnica Nacional                  | 0   | 0                  | 0                  | 0                  | 0               | 0                  | 0                  | 0                  | 325,000,000.000    | 325,000,000.000    |
| Feria Tecnológica                            | 325,000,000.000                           | 323,468,293.000    | 0                  | 325,000,000.000    | 1,511,707.000   | 323,468,293.000    | 323,468,293.000    | 323,468,293.000    | 325,000,000.000    | 323,468,293.000    |
| Transferencia de Tecnología                  | 220,000,000.000                           | 144,239,855.000    | 75,769,135.000     | 220,000,000.000    | 75,769,135.000  | 144,239,855.000    | 144,239,855.000    | 144,239,855.000    | 220,000,000.000    | 144,239,855.000    |
| Recursos Confin Proyectos Invest             | 200,000,000.000                           | 103,095,594.000    | 95,931,406.000     | 200,000,000.000    | 95,931,406.000  | 103,095,594.000    | 103,095,594.000    | 103,095,594.000    | 200,000,000.000    | 103,095,594.000    |
| Adquisición Maquina de Teo.AMTEC             | 335,629,653.000                           | 290,323,464.000    | 56,306,199.000     | 335,629,653.000    | 56,306,199.000  | 290,323,464.000    | 290,323,464.000    | 290,323,464.000    | 335,629,653.000    | 290,323,464.000    |
| Diversificación y Difusión                   | 272,643,654.000                           | 217,813,850.000    | 84,823,604.000     | 272,643,654.000    | 84,823,604.000  | 217,813,850.000    | 217,813,850.000    | 217,813,850.000    | 272,643,654.000    | 217,813,850.000    |
| INVEST. ECONOMICAS                           | 0   | 0                  | 0                  | 0                  | 0               | 0                  | 0                  | 0                  | 30,000,000.000     | 30,000,000.000     |
| Estudios Económicos                          | 0   | 0                  | 0                  | 0                  | 0               | 0                  | 0                  | 0                  | 30,000,000.000     | 30,000,000.000     |
| Cons. Area. Prod. Y Rend. Area               | 0   | 0                  | 0                  | 0                  | 0               | 0                  | 0                  | 0                  | 0                  | 0                  |
| TOTAL INVERSIÓN                              | 10,777,833,357.000                        | 10,668,550,859.000 | 6,591,142,959.000  | 10,668,550,859.000 | 81,133,025.000  | 12,216,571,000.000 | 12,216,571,000.000 | 12,216,571,000.000 | 282,095,546.000    | 70,916,454.000     |
| RECURSOS PARA FUTUROS PROYECTOS DE INVERSIÓN | 0   | 0                  | 0                  | 0                  | 0               | 0                  | 0                  | 0                  | 0                  | 0                  |
| TOTAL GASTOS                                 | 10,777,833,357.000                        | 10,668,550,859.000 | 6,591,142,959.000  | 10,668,550,859.000 | 81,133,025.000  | 12,216,571,000.000 | 12,216,571,000.000 | 12,216,571,000.000 | 282,095,546.000    | 70,916,454.000     |
| GRAN TOTAL                                   | 21,555,666,683.000                        | 21,335,044,713.000 | 12,400,092,918.000 | 21,335,044,713.000 | 158,826,197.000 | 24,433,142,000.000 | 24,433,142,000.000 | 24,433,142,000.000 | 13,018,529,354.000 | 13,018,529,354.000 |

RAFAEL HERNÁNDEZ LIOBANO  
 Gerente General  
 Municipio de Tuxtla Gutiérrez  
 29 de Julio de 2019

MARIBEL PERUELA ALDAMA  
 Contadora  
 Matricula No. 22543-T